Cynomolgus HLA-G&B2M&Peptide (RIIPRHLQL) Tetramer Protein

Cat. No. HLG-CM41CT

Description

Source	Recombinant Cynomolgus HLA-G&B2M&Peptide (RIIPRHLQL) Tetramer Protein is expressed from HEK293 with His tag and Avi tag at the C-Terminus,tetramer is assembled by biotinylated monomer and streptavidin.
	It contains Gly25-Thr305(HLA-G),Ile21-Met119(B2M) and RIIPRHLQL peptide.
Accession	E0WKX9(HLA-G)&Q8SPW0(B2M)&RIIPRHLQL
Molecular Weight	The protein has a predicted MW of 258 kDa. Due to glycosylation, the protein migrates to 260-265 kDa under Non reducing (N) condition based on Bis-Tris PAGE result.
Endotoxin	Less than 1EU per μg by the LAL method.
Purity	> 95% as determined by Bis-Tris PAGE
	> 95% as determined by HPLC

Formulation and Storage

Formulation	Lyophilized from 0.22μm filtered solution in PBS (pH 7.4). Normally 8% trehalose is added as protectant before lyophilization.
Reconstitution	Centrifuge the tube before opening. Reconstituting to a concentration more than 100 μg/ml is recommended. Dissolve the lyophilized protein in distilled water.
Storage	-20 to -80°C for 12 months as supplied from date of receipt. -80°C for 3 months after reconstitution. Recommend to aliquot the protein into smaller quantities for optimal storage. Please minimize freeze-thaw cycles.

Background

HLA-G is a molecule that was first known to confer protection to the fetus from destruction by the immune system of its mother, thus critically contributing to fetal-maternal tolerance. The first functional finding constituted the basis for HLA-G research and can be summarized as such: HLA-G, membrane-bound or soluble, strongly binds its inhibitory receptors on immune cells (NK, T, B, monocytes/dendritic cells), inhibits the functions of these effectors, and so induces immune inhibition.

Assay Data

Bis-Tris PAGE

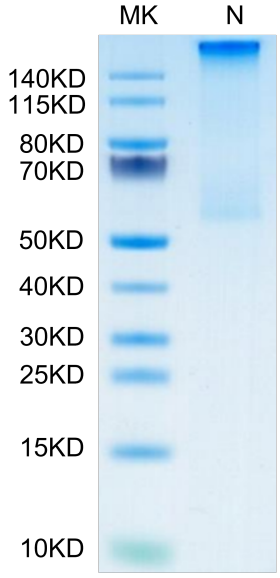

Cynomolgus HLA-G&B2M&Peptide (RIIPRHLQL) Tetramer on Bis-Tris PAGE under Non reducing (N) condition. The purity is greater than 95%.

SEC-HPLC

Cynomolgus HLA-G&B2M&Peptide (RIIPRHLQL) Tetramer Protein

Cat. No. HLG-CM41CT

Assay Data

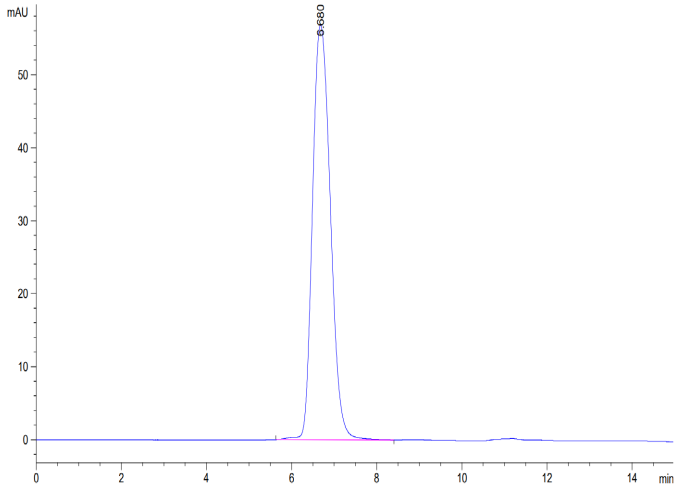

The purity of Cynomolgus HLA-G&B2M&Peptide (RIIPRHLQL) Tetramer is greater than 95% as determined by SEC-HPLC.

SPR Data

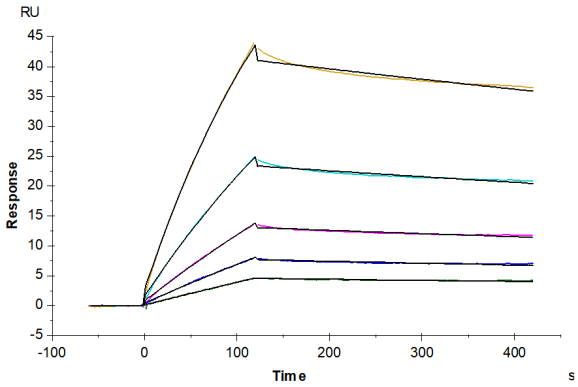

Cynomolgus LILRB2, hFc Tag captured on CM5 Chip via Protein A can bind Cynomolgus HLA-G&B2M&Peptide (RIIPRHLQL) Tetramer, His Tag with an affinity constant of 42.50 nM as determined in SPR assay (Biacore T200).